


Current Status of Surimi Raw Materials and Industries in Thailand

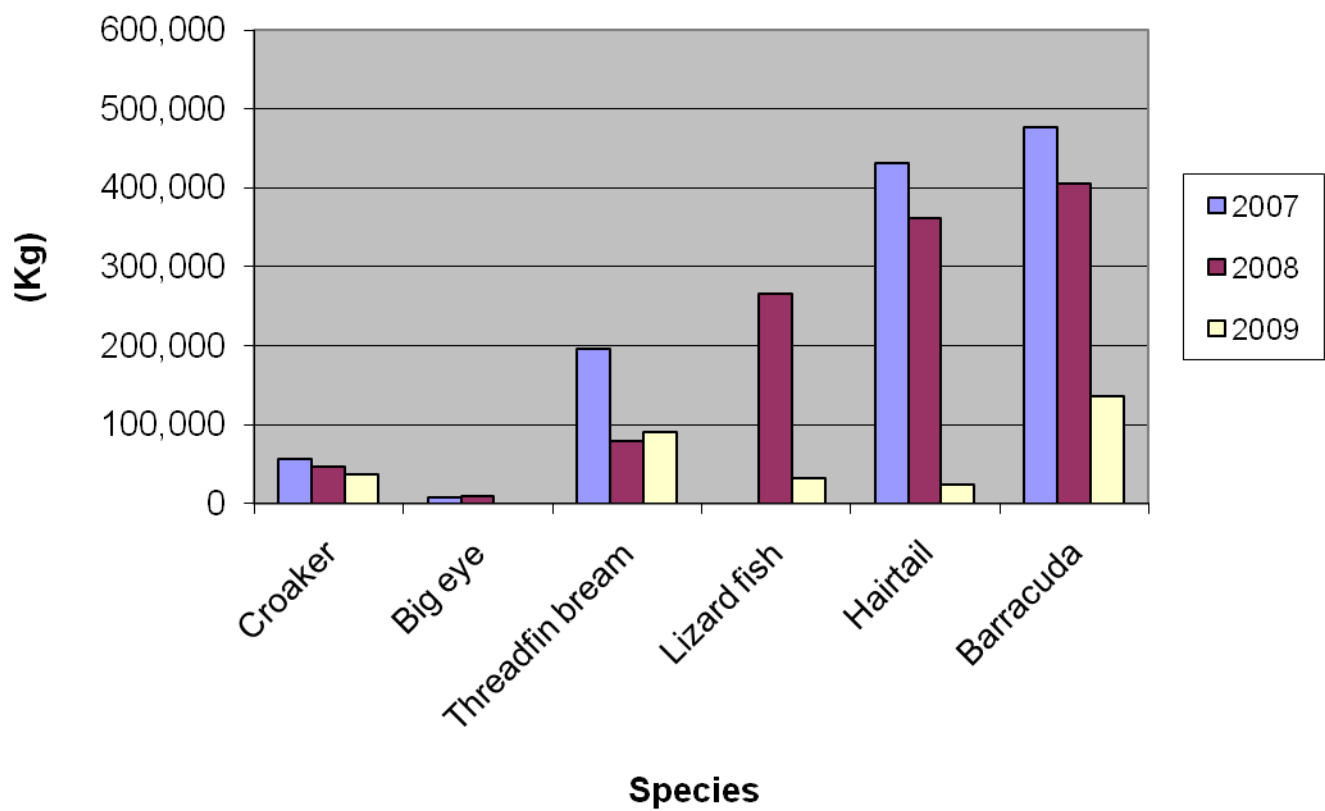


Total Quantity of demersal fish at Bangkok Fishing port (Kg)

No.	Species	2007	2008
1	Sea bass	907,968	1,070,388
2	Red snappers	138,614	87,337
3	Big eye	8,972	9,823
4	Hairtail	432,057	362,412
5	Rays	4,174	3,825
6	Sea catfish	8,727	16,284
7	Croaker	56,016	47,326

No.	Species	2007	2008
8	Sharks	2,676	1,137
9	Sand whittings	49,564	29,470
10	Monocle breams	30,355	22,029
11	Threadfin bream	195,483	79,788
12	Lizard fish	62	956
13	Flatfish	436,370	319,722
14	Indian halibut	95,528	90,478

Quantity of raw materials used for surimi products

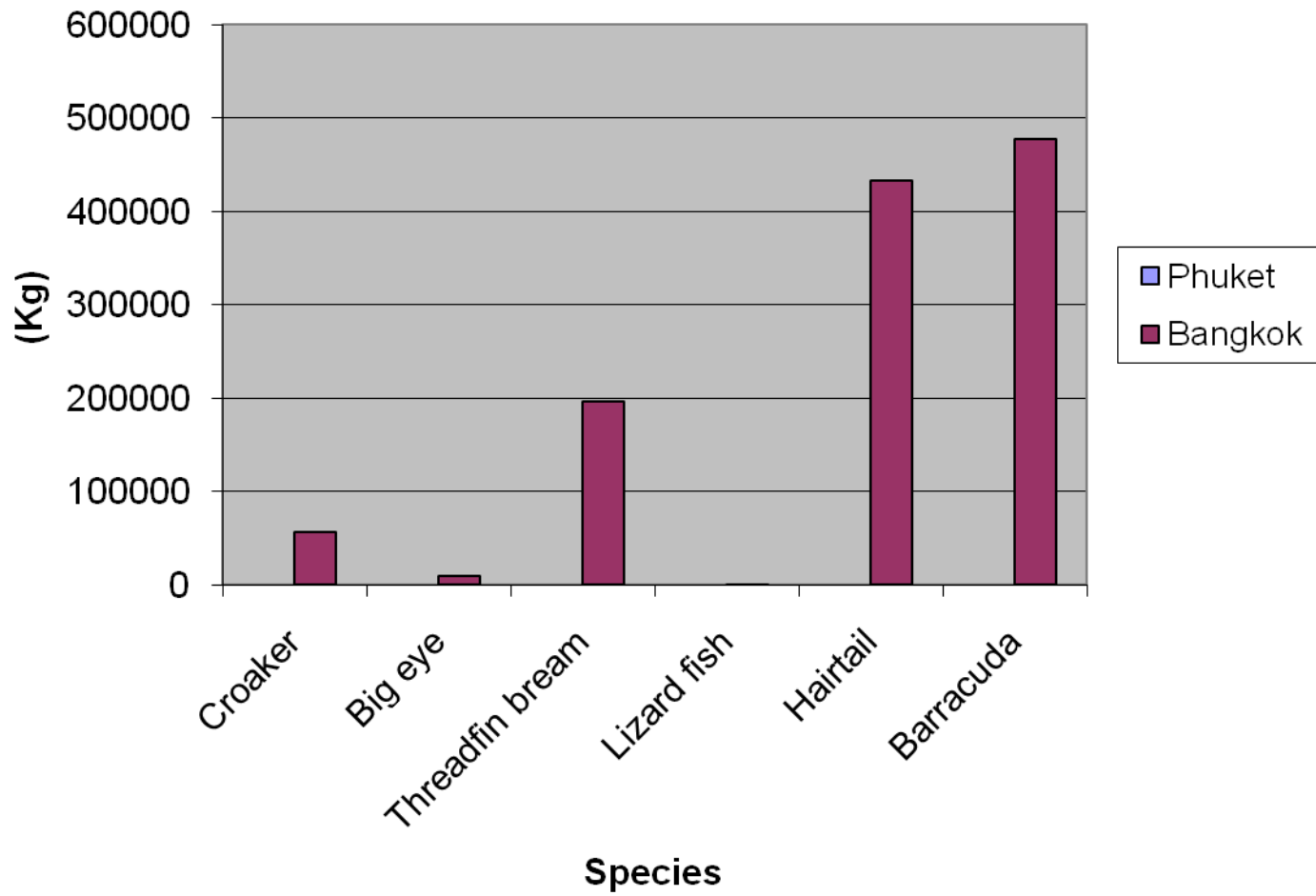


Surimi Raw Material Species by main fishing port

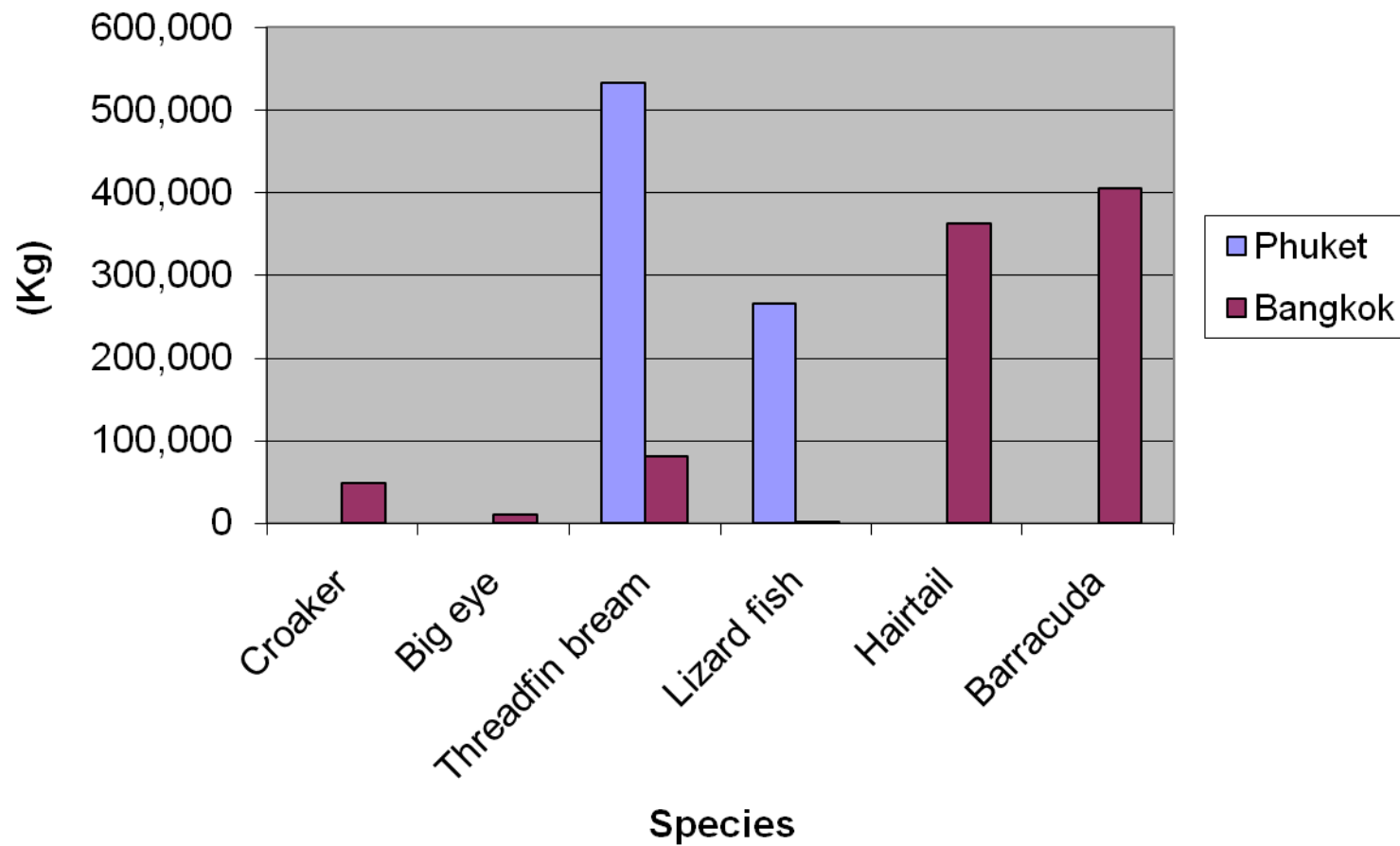
Species	Phuket			Bangkok		
	2007	2008	2009	2007	2008	2009
Croaker	0	0	0	56,016	47,326	37,728
Big eye	0	0	0	8,972	9,823	579
Threadfin bream	0	532,101	64,200	195,483	79,788	27,680
Lizard fish	0	265,103	32,450	62	956	0
Hairtail	0	0	0	432,057	362,412	24,933
Barracuda	0	0	0	476,625	405,174	136,613

Unit:Kg

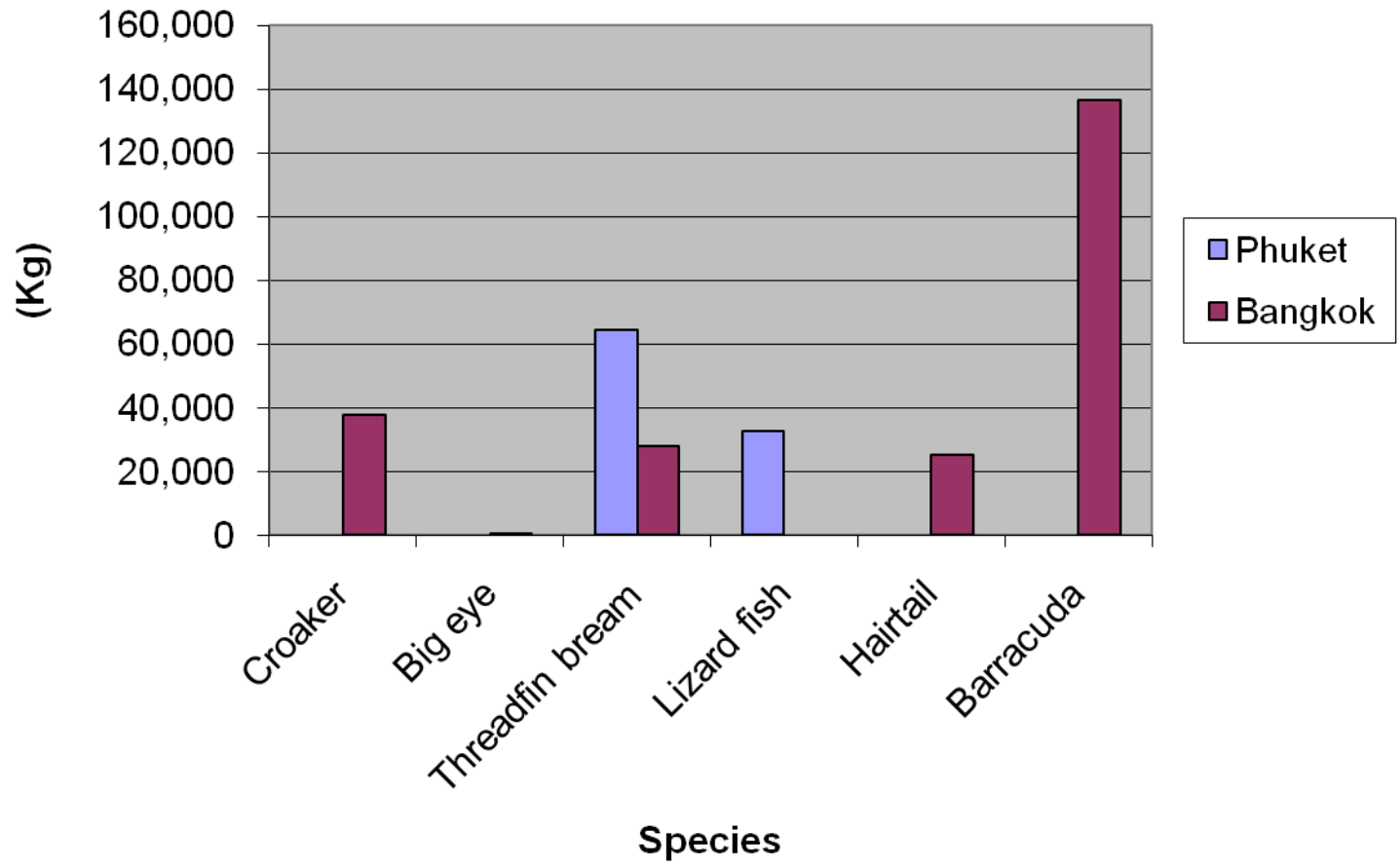
Surimi Raw Material Species by main fishing port 2007



Surimi Raw Material Species by main fishing port 2008



Surimi Raw Material Species by main fishing port 2009



List of raw materials used for surimi product

No.	English name	Scientific name	Local name
1	Threadfin bream	<i>Nemipterus spp.</i>	ปลาทรายแดง
2	Lizard fish	<i>Saurida spp.</i>	ปลาปากคม ไล่ ก้อ
3	Big eye	<i>Priacanthus spp.</i>	ปลาตาหวาน ตาโต
4	Croaker, Big eye croaker	<i>Pennahia spp.</i>	ปลาจวด
5	Goatfish	<i>Upeneus spp.</i>	ปลาแพะ ปลา หนวดถาชี
6	Barracuda	<i>Sphyraena spp.</i>	ปลาซาก
7	Sardine	<i>Sardinella spp.</i>	ปลาหลังเขียว

Present Situation of Thai Surimi Industry

- ◆ Percentage of raw materials used
 - ◆ Threadfin bream (40%)
 - ◆ Big eye (15%)
 - ◆ Lizard fish (20%)
 - ◆ Goatfish (15%)
 - ◆ Others (10%)

Present Situation of Thai Surimi Industry

- ◆ Types of raw materials
 - ◆ Others
 - ◆ Ribbon Fish
 - ◆ Croaker
 - ◆ Sardine

Table 1 : List of surimi processing plants and its capacity

No.	Company name	Location	Capacity (MT/year)
1	B.S. Manufacturing Co., Ltd	Samut Prakan	3,000
2	Premier Frozen Product Co., Ltd	Samut Prakan	4,600
3	Andaman Surimi Industries Co., Ltd	Samutsakhon	16,500
4	Anusorn Mahachai Surimi Co., Ltd	Samutsakhon	7,500
5	Apitoon Enterprise Industry Co., Ltd	Samutsakhon	12,000
6	K.L. Cold storage Co., Ltd	Samutsakhon	3,000
7	Lucky Food (Thai) Co., Ltd	Samutsakhon	3,000
8	Lucky Surimi Products Co., Ltd	Samutsakhon	9,500
9	Pacific Marine Food Product Co., Ltd	Samutsakhon	15,000
10	Sa Royal Marine Food Product Co., Ltd	Samutsakhon	22,000

No.	Company name	Location	Capacity (MT/year)
11	Starfish Co., Ltd	Samutsakhon	17,000
12	China Siam Seafoods Co., Ltd	Suratthani	2,400
13	Siamchai Internation Food Co., Ltd	Ranong	1,500
14	Kantang Seafood Co., Ltd	Trang	8,000
15	Trang Sure Co., Ltd	Trang	9,500
16	Thaveelarp Fisheries Ltd. Part	Trang	1,100
17	Hai Tai Seafood Co., Ltd	Songkhla	3,200
18	Man A Frozen Food Co., Ltd	Songkhla	4,500
19	Pacific Fish Processing Co., Ltd	Songkhla	20,00
20	Buyong General Co., Ltd	Songkhla	2,400
21	Chaicharoen Marine (2002) Co., Ltd.	Pattani	4,500

Figures of Thai Surimi and Surimi Seafood Products in 2008

Major Surimi Seafood Product	MT.	Surimi Usage (MT.)
Crab stick, Chikuwa, Kamaboko	60,000	21,000
Fish Cake & Fish Ball (Home made)	20,000	7,000
Dried Fish Snack (Taro, Fisho)	4,000	10,000
Total Surimi (Domestic)	36,000	38,000
Total Surimi Production	84,000	118,000

Thai Surimi Export Volume

Country	Year (MT)		
	2006	2007	2008
Japan	55,000	50,000	55,000
Korea	9,000	6,600	3,000
Singapore	5,000	3,700	2,500
Taiwan	4,300	3,500	2,000